



GENESIS INTERNATIONAL, INC.

AUTO ALARM DIALER WITH ALARM RELAY

MODEL 800



AUTO ALARM DIALER - MODEL 800

Genesis Model 800 (Replacement for the 1108) For small businesses, property owners, and more, the ALL NEW MODEL 800 offers an easy, inexpensive way to monitor a remote facility. It can be installed in any clean indoor environment to monitor a variety of applications.

The 800 has a built-in ability to monitor for power failures and to listen to the sound of a smoke detector. There are also eight external inputs that can be connected to a variety of sensors to monitor temperature, water on the floor, humidity, and much more. One of the eight external inputs already comes with a temperature sensor for monitoring temperature where the 800 is installed.

When an alarm is detected, the 800 can notify up to eight people by making voice phone calls. It will continue to make phone calls until someone responds to the call. The voice messages can be custom recorded, so you get to describe each alarm message that it speaks in your own voice. The phone interface includes a line seize feature so that extension phones are automatically

disconnected when it needs to make an alarm phone call.

A built-in output relay is provided to switch an external device either automatically, or manually. You can use it to have a local light or siren trip when an alarm occurs, or even to set off a local alarm when the phone line is cut or unplugged. You can even use it to control a dual setback thermostat to change the temperature remotely. Also includes nonvolatile memory and a 24-hour battery backup with user installed batteries.



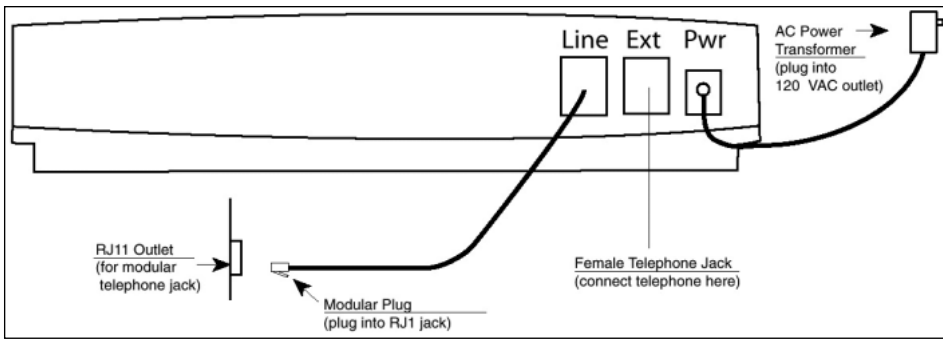
MODEL 800 INPUT / OUTPUT

SPECIFICATIONS

- Size:** 7.5 x 2.0 x 8.5
Inches(mm) (190 x 51 x 216)
- Shipping Weight:** 4 lbs (1.8 KG).
- Batteries:** (6) 1.5 Volt "D" cell alkaline (not included). Telephone Connection: FCC approved RJ-11 plug-in modular connector with 6' cord.
- Operating Temperature Range:** Unit should be kept between 32°F - 120°F (0°C - 49°C).
- Temperature Sensing Range:** -20° F to 150° F (-29°C - 66°C), with remote temperature sensor.

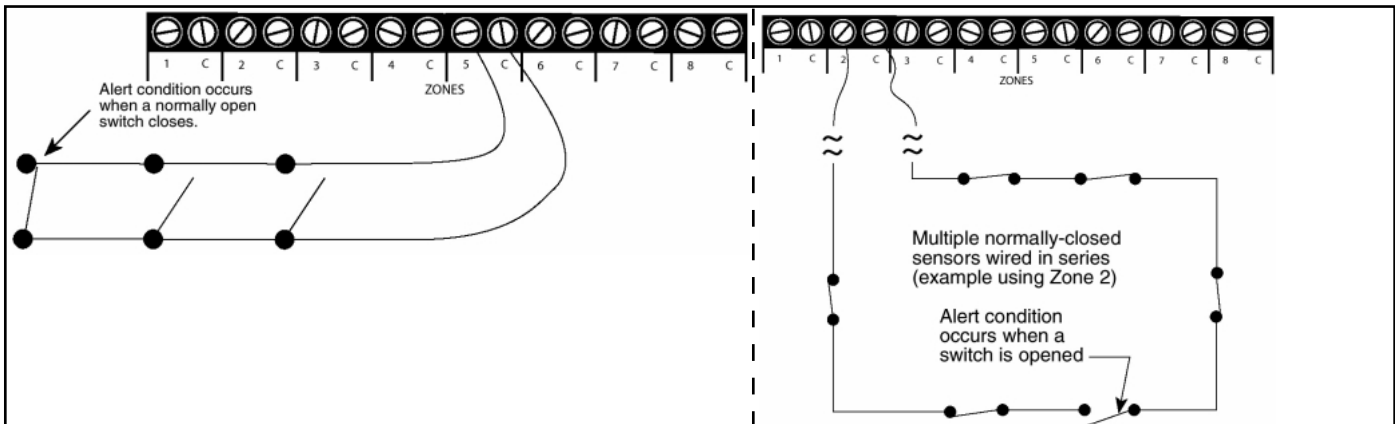
NRTL listed for compliance with U.L. Standard 1459.

POWER SUPPLY AND TELEPHONE WIRING DIAGRAM



NOTE: Do not use sensors, switches, or relays that supply any voltage or current to the auto-alarm dialer.

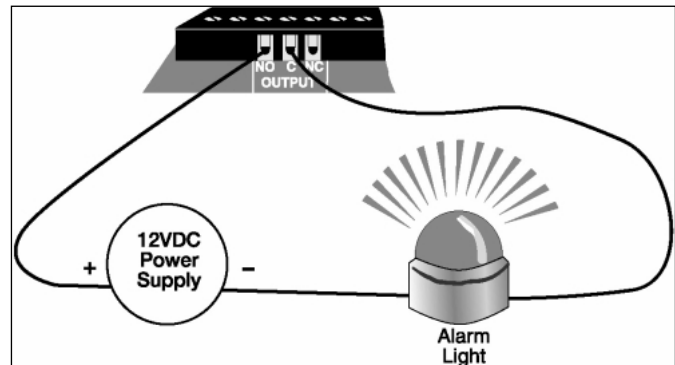
MULTIPLE NORMALLY OPENED (N.O.) AND NORMALLY CLOSED (N.C.) WIRING DIAGRAM



- 1) The Auto Alarm Dialer may have more than one sensor connected to the same alert input, as long as the normal condition for each sensor on the same alert input is identical. (either all N.O. or all N.C.)
- 2) Only one remote temperature sensor can be used per input. High and low temperature limits can be separately programmed for each input that is configured as temperature. Limits can range from -20° to $+150^{\circ}$ Fahrenheit, or from -30° to 65° Celsius.

ACTIVATING A SOUNDER OR STROBE ON ALARM

This ALARM DIALER contains a relay contact on the rear of the unit (See Figure). The relay contact supports a Normally Open / Normally Closed relay. The DIALER relay is a low voltage relay. Only voltages of 30 volts AC/DC 1 AMP or less, may be switched. For higher voltages, an additional high-voltage relay would be required.



NOTE: For safety reasons it is highly recommended that the unit only be used to switch low voltage signals (30 volts or less). If you intend to control higher voltages you must install the unit in an NEC approved electrical panel or enclosure and have wiring performed by a qualified electrician.



GENESIS INTERNATIONAL, INC.

1040 FOX CHASE INDUSTRIAL DRIVE
ARNOLD, MISSOURI 63010

PHONE: (636) 282-0011
FAX: (636) 282-2722

WEBSITE:
WWW.GENESIS-INTERNATIONAL.COM

EMAIL:
MAIL@GENESIS-INTERNATIONAL.COM