

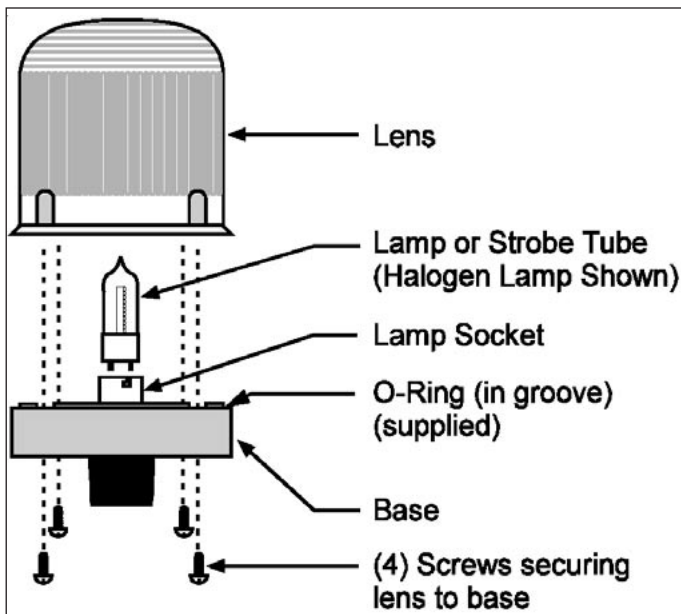


GENESIS INTERNATIONAL, INC.

ADAPTABEACON FLASHING STROBE LIGHT



ADAPTABEACON



The AdaptaBeacon strobes are designed for light duty applications in industrial, commercial and institutional applications where short term intermittent visual signaling is required. The strobe unit provides a bright indication utilizing special optics within a shatter resistant polycarbonate lens mounted on a polycarbonate/ABS blend base. Suitable for indoor or outdoor installation. When mounted outdoors lens should be mounted facing up. May be panel mounted using the provided locknut or conduit mounted. An integral double threaded (internal/external) mounting nipple accommodates 3/4" (19mm) or 1/2" (13 mm) conduit mounting.

Sherlock strobe lights are particularly effective in high noise areas where ear protection must be worn and audible signals may not be heard or understood. They can advise personnel in manufacturing and process areas when an operation is starting or stopping. Often used to signal malfunctions in equipment, such as assembly line jams. Can warn personnel that they are entering a restricted area or an area of high danger.

FEATURES

- NEMA Type 4X Enclosure
- Panel or conduit mounting
- 300,000 peak candela
- 18 inch wire leads
- 120V 50/60 Hz, 0.12 Amps

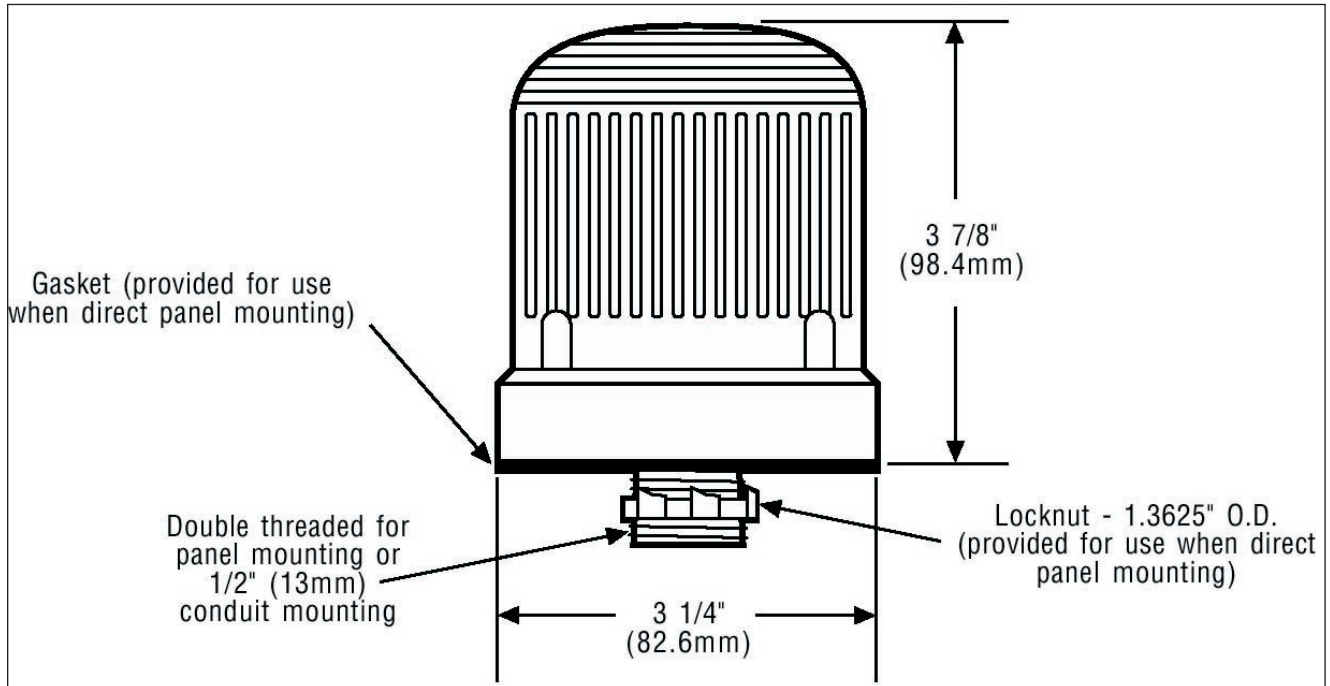
AGENCY APPROVALS

- UL 1638 Listed
- cUL Listed C22.2 No. 205
- CE Marked Low Voltage Directive and EMC Directive
- UL Listed NEMA Type 4X

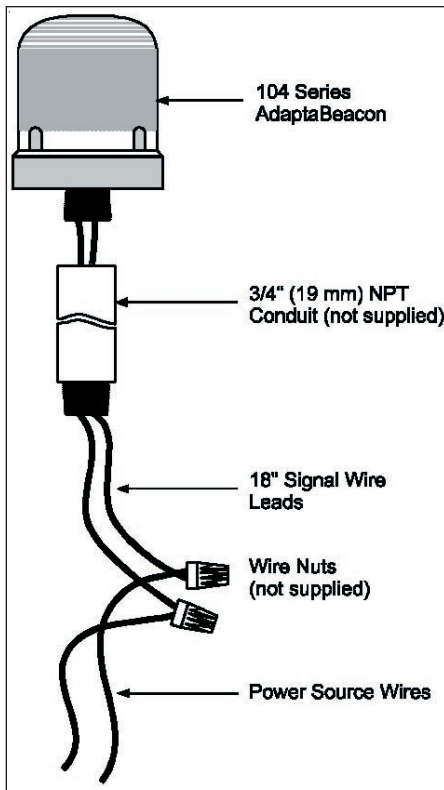
STROBE

- Amber Lens Part # 87-0108
- Blue Lens Part # 87-2131
- Red Lens Part # 87-0132
- Xenon Strobe Tube for illumination

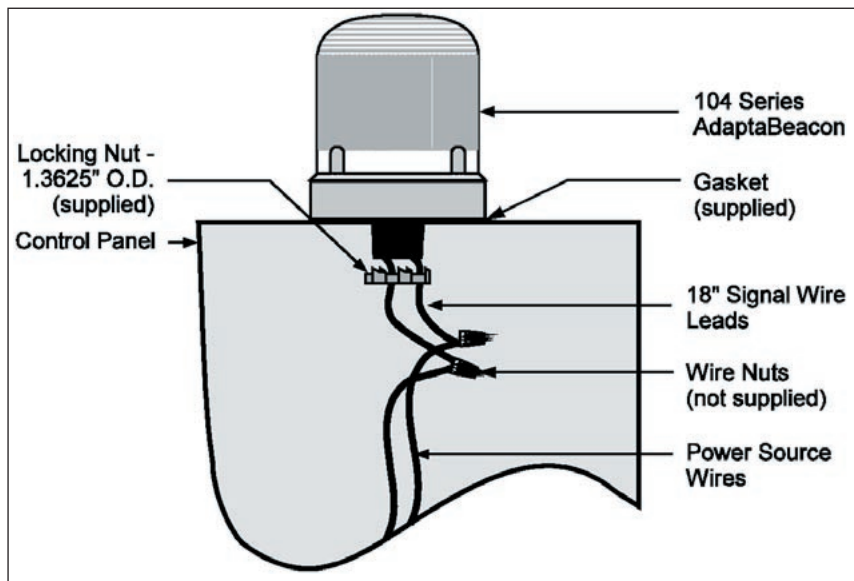
DIMENSIONS



MOUNTING OPTIONS



CONDUIT MOUNTING



PANEL MOUNTING



GENESIS INTERNATIONAL, INC.

1040 FOX CHASE INDUSTRIAL DRIVE
ARNOLD, MISSOURI 63010

PHONE: (636) 282-0011
FAX: (636) 282-2722

WEBSITE:
WWW.GENESIS-INTERNATIONAL.COM

EMAIL:
MAIL@GENESIS-INTERNATIONAL.COM